



UTAH DEPARTMENT OF
HEALTH

Rapid COVID Testing for Businesses

Jenni Wagner, MS
Rapid Testing Coordinator, UDOH

February 19, 2021



Option One:

Visit a Free
Rapid Testing Site

Free Rapid Testing Sites



<https://coronavirus.utah.gov/>



CORONAVIRUS
UTAH.GOV

HOME PAGE

HEALTH GUIDANCE LEVELS

UPDATES ▼

INFORMATION FOR

ESPAÑOL ▼



Have a symptom? Get Tested.

Where can I get tested?

**Vaccines
are safe and
effective**

Case Counts

COVID-19 info line

1-800-456-7707

MORE INFORMATION ON

- Utah Health guidance levels
- Vaccine information
- New PPP
- Protecting higher-risk individuals
- Utah's crisis standards of care
- Masks
- Unified response scoreboard
- Travel guidance
- Unemployment insurance
- Community resources
- Educational news & resources
- Business resources
- Mental health
- Resources in other languages
- Frequently asked questions
- Long-term care facilities

Free Rapid Testing Sites



<https://coronavirus.utah.gov/utah-covid-19-testing-locations/>



CORONAVIRUS
UTAH.GOV

HOME PAGE

HEALTH GUIDANCE LEVELS

UPDATES ▾

INFORMATION FOR... ▾

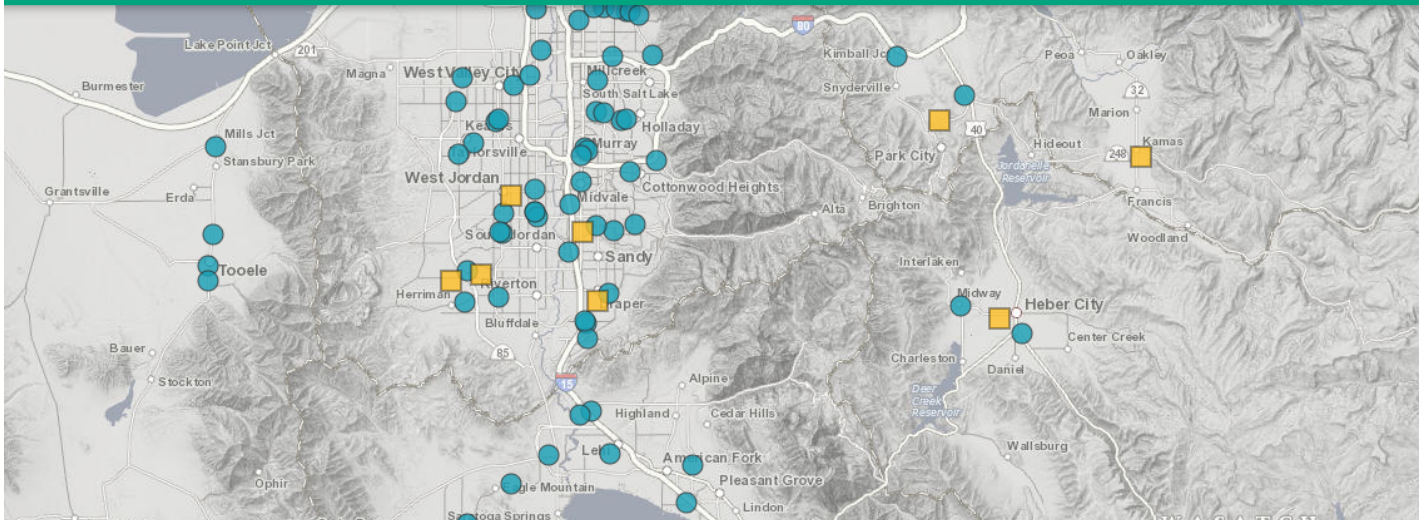
EN ESPAÑOL ▾



Find testing locations near me

View list

This map shows locations where COVID-19 testing is available. Testing requirements and availability can vary by location. The COVID-19 testing location you want to use may be busy and may take a few days to get an appointment. If they are full, try another location. You should get tested as soon as possible. [Click here for more information on testing.](#)



Free Rapid Testing Sites



<https://coronavirus.utah.gov/covid-testing-locations-list>



CORONAVIRUS
UTAH.GOV

HOME PAGE

HEALTH GUIDANCE LEVELS

UPDATES ▼

INFORMATION FOR... ▼

EN ESPAÑOL ▼



Find testing locations near me

View map

English ▼

This list shows locations where COVID-19 testing is available. Testing requirements and availability can vary by location. The COVID-19 testing location you want to use may be busy and may take a few days to get an appointment. If they are full, try another location. You should get tested as soon as possible. [Click here for more information on testing.](#)

Search by County

Search by City

Search by Provider

Search by Testing Facility's Zip

Test Type

Under “Search for Provider” choose any of the following:

- “Free Rapid Testing”
- “Utah Department of Health”
- “TestUtah”

You can further narrow your search by specifying:

- County
- City
- Zip Code



Option Two:

Perform Rapid Testing
at Your Site



Requirements to perform your own testing:

1. Obtain a CLIA Certificate of Waiver (\$180 fee)
2. Sign a Memorandum of Agreement with Utah Department of Health
3. Have staff available to perform all aspects of testing
4. Report ALL rapid testing results to the UDOH within 24 hours



Perform Rapid Testing at Your Site

Obtain a CLIA Certificate of Waiver

- A CLIA Certificate of Waiver is required to perform rapid COVID tests that have been given Emergency Use Authorization (EUA) by the FDA.
- Visit our Clinical Laboratory Certification site at: <https://uphl.utah.gov/certifications/clinical-laboratory-certification/> and fill out the CMS 116 Form and return to labimprovement@utah.gov
- The CLIA Waiver is attached to a **person** at the site and not the site itself
- The director of the lab does not have to be someone with a medical background
- The CLIA Waiver costs \$180 every two years

DEPARTMENT OF HEALTH AND HUMAN SERVICES
CENTERS FOR MEDICARE & MEDICAID SERVICES

Form Approved
OMB No. 0938-0581

CLINICAL LABORATORY IMPROVEMENT AMENDMENTS (CLIA) APPLICATION FOR CERTIFICATION

I. GENERAL INFORMATION

<input type="checkbox"/> Initial Application	<input type="checkbox"/> Survey	CLIA IDENTIFICATION NUMBER
<input type="checkbox"/> Change in Certificate Type		_____ D _____
<input type="checkbox"/> Other Changes (Specify) _____		(If an initial application leave blank, a number will be assigned)
Effective Date _____		
FACILITY NAME	FEDERAL TAX IDENTIFICATION NUMBER	
EMAIL ADDRESS	TELEPHONE NO. (Include area code)	FAX NO. (Include area code)
FACILITY ADDRESS — Physical Location of Laboratory (Building, Floor, Suite If applicable.) Fee Coupon/certificate will be mailed to this address unless mailing or corporate address is specified	MAILING/BILLING ADDRESS (if different from facility address) send Fee Coupon or certificate	
NUMBER, STREET (No P.O. Boxes)	NUMBER, STREET	
CITY	STATE	ZIP CODE
CITY	STATE	ZIP CODE
SEND FEE COUPON TO THIS ADDRESS	SEND CERTIFICATE TO THIS ADDRESS	CORPORATE ADDRESS (if different from facility) send Fee Coupon or certificate
<input type="checkbox"/> Physical	<input type="checkbox"/> Physical	NUMBER, STREET
<input type="checkbox"/> Mailing	<input type="checkbox"/> Mailing	
<input type="checkbox"/> Corporate	<input type="checkbox"/> Corporate	
NAME OF DIRECTOR (Last, First, Middle Initial)	CITY	STATE
		ZIP CODE
CREDENTIALS	FOR OFFICE USE ONLY	
	Date Received _____	

II. TYPE OF CERTIFICATE REQUESTED (Check only one) Please refer to the accompanying instructions for inspection and certificate testing requirements)

Certificate of Waiver (Complete Sections I – VI and IX – X)

Certificate for Provider Performed Microscopy Procedures (PPM) ((Complete Sections I-VII and IX-X)

Certificate of Compliance (Complete Sections I – X)

Certificate of Accreditation (Complete Sections I – X) and indicate which of the following organization(s) your laboratory is accredited by for CLIA purposes, or for which you have applied for accreditation for CLIA purposes.

The Joint Commission AAHHS/HFAP AABB AZLA

CAP COLA ASHI

If you are applying for a Certificate of Accreditation, you must provide evidence of accreditation for your laboratory by an approved accreditation organization as listed above for CLIA purposes or evidence of application for such accreditation within 11 months after receipt of your Certificate of Registration.

NOTE: Laboratory directors performing non-waived testing (including PPM) must meet specific education, training and experience under subpart M of the CLIA regulations. Proof of these qualifications for the laboratory director must be submitted with this application.

ORA Microscopy Statement



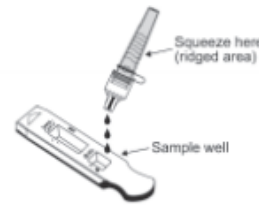
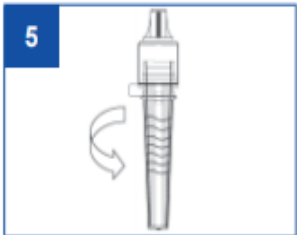
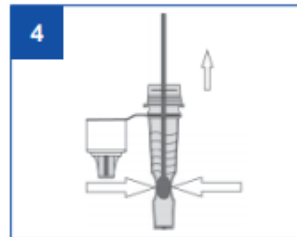
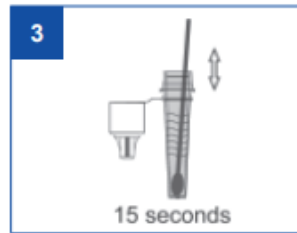
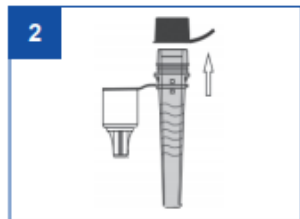
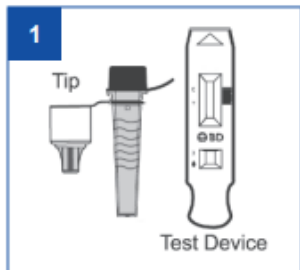
Sign a Memorandum of Agreement (MOA) with Utah Department of Health (UDOH)

1. Own a CLIA Certificate of Waiver
2. Follow the rapid tests package insert and guidance on antigen test usage
3. Report all test results within 24 hours using the UDOH's reporting portal
4. Will not charge patients or insurance for the COVID-19 tests provided by UDOH

Perform Rapid Testing at Your Site



Have staff available to perform all aspects of testing





Report ALL rapid testing results to the UDOH within 24 hours

- All tests performed (both positive and negative) must be reported electronically to UDOH
- UDOH has developed a COVID-19 reporting portal allowing the direct data entry of results or the upload of a compliant CSV file
- Email edx@utah.gov to set up your access to the State's portal



Questions?



Thank you!



Jenni Wagner, MS
Rapid Testing Coordinator
Office: (801) 965-2512
Cell: (385) 306-6038
jwagner@utah.gov